

\$44,325

Median Household Income

\$21,649

Per Capita Income

\$95,075

Median Net Worth

Race and Ethnicity

The largest group: White Alone (66.7)

The smallest group: Pacific Islander Alone (0.01)

Indicator ▲	Value	Diff
White Alone	66.7	+11.23
Black Alone	29.31	-3.04
American Indian/Alaska Native Alone	0.31	-0.04
Asian Alone	0.84	-3.63
Pacific Islander Alone	0.01	-0.07
Other Race	0.96	-3.53
Two or More Races	1.87	-0.94
Hispanic Origin (Any Race)	3.68	-6.41

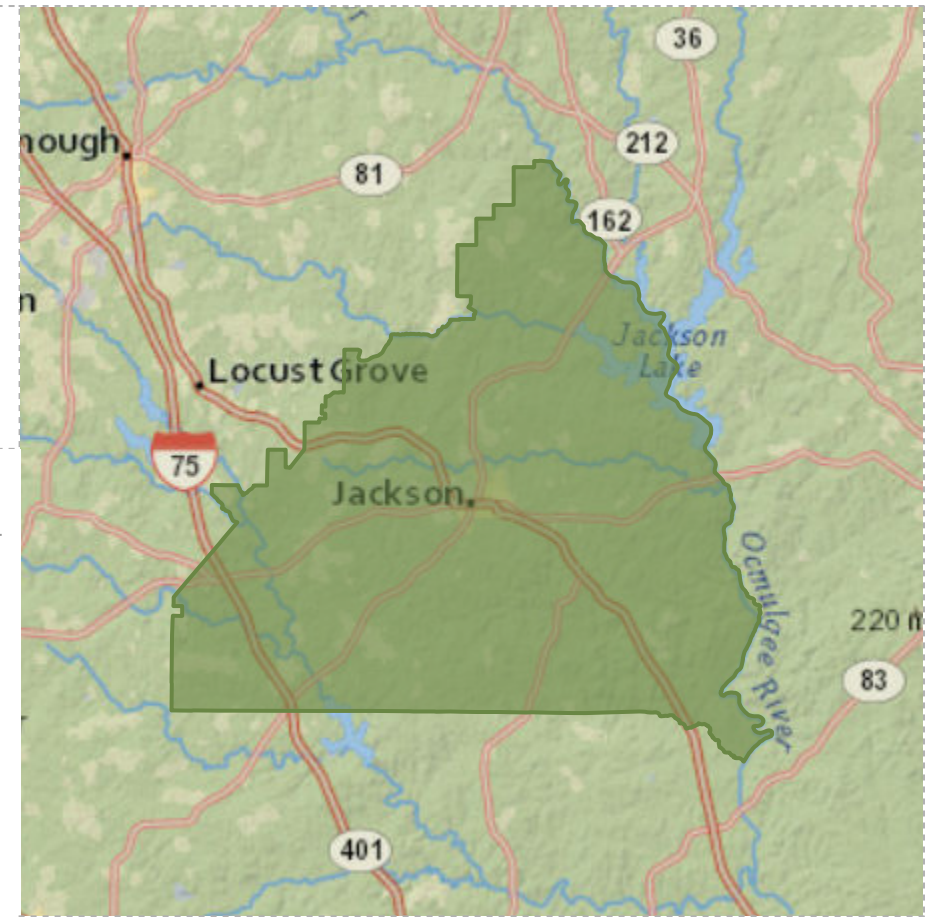
Bars show deviation from Georgia

Butts County Nfographics

www.nortonintelligence.com



2021



EMPLOYMENT



White Collar

55%



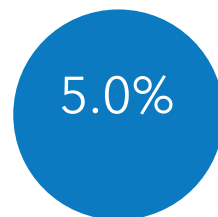
Blue Collar

33%



Services

12%



2021 Unemployment Rate

18%
No High School Diploma

45%
High School Graduate

24%
Some College

13%
Bachelor's/Grad/Prof Degree

25,660

Population



8,425

Households



Median Age

\$37,572

Median Disposable Income



2021 Total Housing Units (Esri)

9,888



2021 Owner Occupied Housing Units (Esri)

5,664

2.71

2010 Average Size of Owner Occupied Housing Units (U.S. Census)

Norton
Intelligence
Nfographics



www.nortonintelligence.com

ANNUAL HOUSEHOLD SPENDING



\$1,479

Apparel & Services



\$108

Computers & Hardware



\$2,715

Eating Out



\$4,190

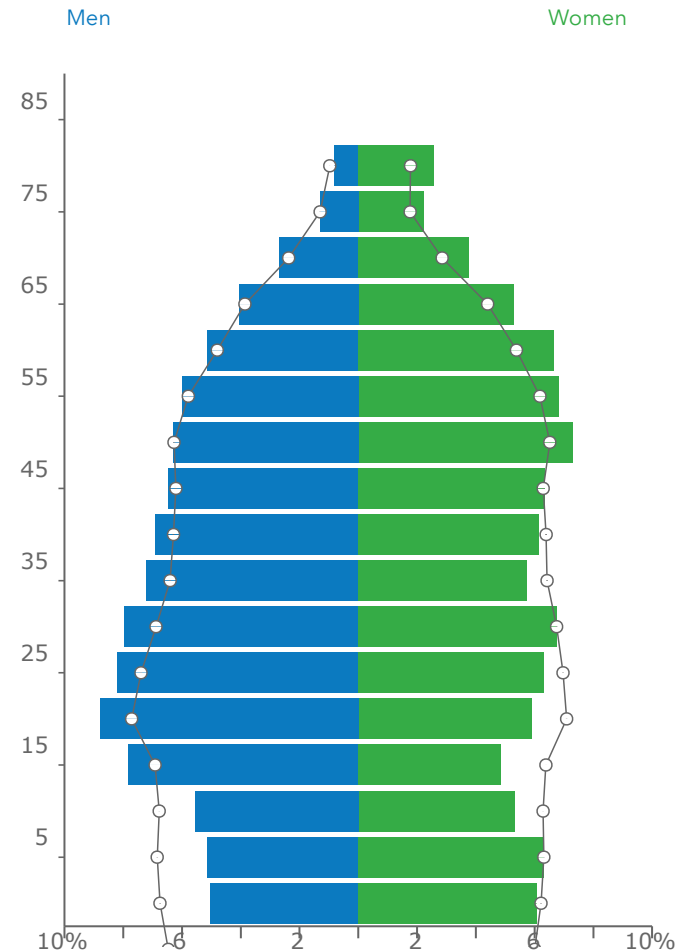
Groceries



\$5,117

Health Care

Age Pyramid



The largest group:
2021 Males Age 25-29

The smallest group:
2021 Males Age 85+

Dots show comparison to

Georgia

BUSINESS



648

Total Businesses



7,558

Total Employees

Households By Income

The largest group: \$35,000 - \$49,999 (20.3%)

The smallest group: \$200,000+ (3.2%)

Indicator ▲	Value	Diff
<\$15,000	12.3%	+1.8%
\$15,000 - \$24,999	11.7%	+2.9%
\$25,000 - \$34,999	11.7%	+2.8%
\$35,000 - \$49,999	20.3%	+8%
\$50,000 - \$74,999	14.4%	-3.8%
\$75,000 - \$99,999	11.1%	-1.6%
\$100,000 - \$149,999	11.8%	-3.1%
\$150,000 - \$199,999	3.5%	-2.8%
\$200,000+	3.2%	-4.1%

Bars show deviation from Georgia