

  
\$67,552

Median Household Income

  
\$36,952

Per Capita Income









  
\$229,745

Median Net Worth

Race and Ethnicity

The largest group: White Alone (93.49)

The smallest group: Pacific Islander Alone (0.05)

Indicator ▲	Value	Diff	
White Alone	93.49	+38.02	
Black Alone	1.19	-31.16	
American Indian/Alaska Native Alone	0.42	+0.07	
Asian Alone	1.07	-3.4	
Pacific Islander Alone	0.05	-0.03	
Other Race	2.13	-2.36	
Two or More Races	1.66	-1.15	
Hispanic Origin (Any Race)	5.72	-4.37	

Bars show deviation from Georgia

Dawson County Nfographics

www.nortonintelligence.com



2021



EMPLOYMENT



66%

White Collar



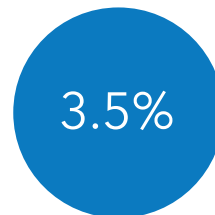
26%

Blue Collar



8%

Services



2021 Unemployment Rate

27,556

Population



Median Age



10,481

Households

\$55,136

Median Disposable Income

12%

No High School Diploma



28%

High School Graduate



27%

Some College



33%

Bachelor's/Grad/Prof Degree



2021 Total Housing Units (Esri)

12,968



2021 Owner Occupied Housing Units (Esri)

8,771

2.59

2010 Average Size of Owner Occupied Housing Units (U.S. Census)

## Dawson County Nfographics



www.nortonintelligence.com

## ANNUAL HOUSEHOLD SPENDING



\$2,191

Apparel & Services



\$170

Computers & Hardware



\$3,980

Eating Out



\$5,836

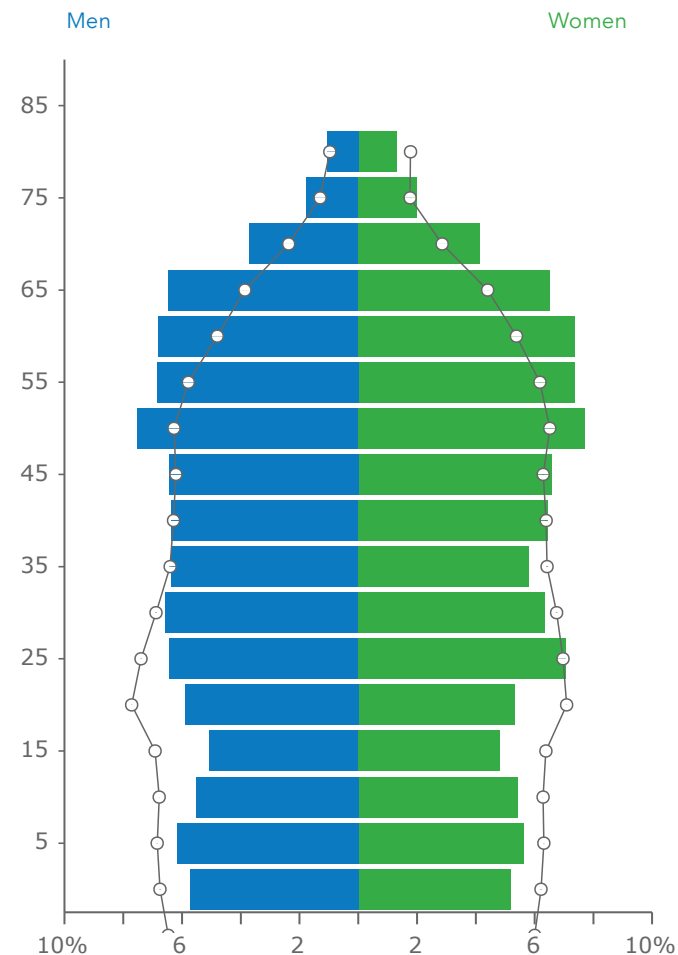
Groceries



\$7,130

Health Care

## Age Pyramid



The largest group:  
2021 Females Age 55-59

The smallest group:  
2021 Males Age 85+

Dots show comparison to

Georgia

## BUSINESS



1,131

Total Businesses



10,206

Total Employees

## Households By Income

The largest group: \$50,000 - \$74,999 (19.6%)

The smallest group: <\$15,000 (5.4%)

Indicator ▲	Value	Diff
<\$15,000	5.4%	-5.1%
\$15,000 - \$24,999	7.6%	-1.2%
\$25,000 - \$34,999	7.1%	-1.8%
\$35,000 - \$49,999	14.8%	+2.5%
\$50,000 - \$74,999	19.6%	+1.4%
\$75,000 - \$99,999	11.9%	-0.8%
\$100,000 - \$149,999	17.3%	+2.4%
\$150,000 - \$199,999	7.3%	+1%
\$200,000+	9%	+1.7%

Bars show deviation from

Georgia