


\$66,319

Median Household Income







\$31,270
Per Capita Income


\$192,734
Median Net Worth

Race and Ethnicity

The largest group: White Alone (70.97)

The smallest group: Pacific Islander Alone (0.09)

Indicator ▲	Value	Diff		
White Alone	70.97	+15.5		
Black Alone	7.83	-24.52		
American Indian/Alaska Native Alone	0.4	+0.05		
Asian Alone	2.27	-2.2		
Pacific Islander Alone	0.09	+0.01		
Other Race	15.67	+11.18		
Two or More Races	2.78	-0.03		
Hispanic Origin (Any Race)	29.8	+19.71		

Bars show deviation from Georgia



Hall County Nfographics

www.nortonintelligence.com



2021

EMPLOYMENT

  57%

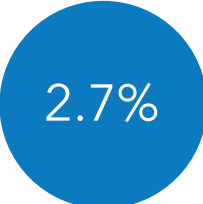
White Collar

  34%

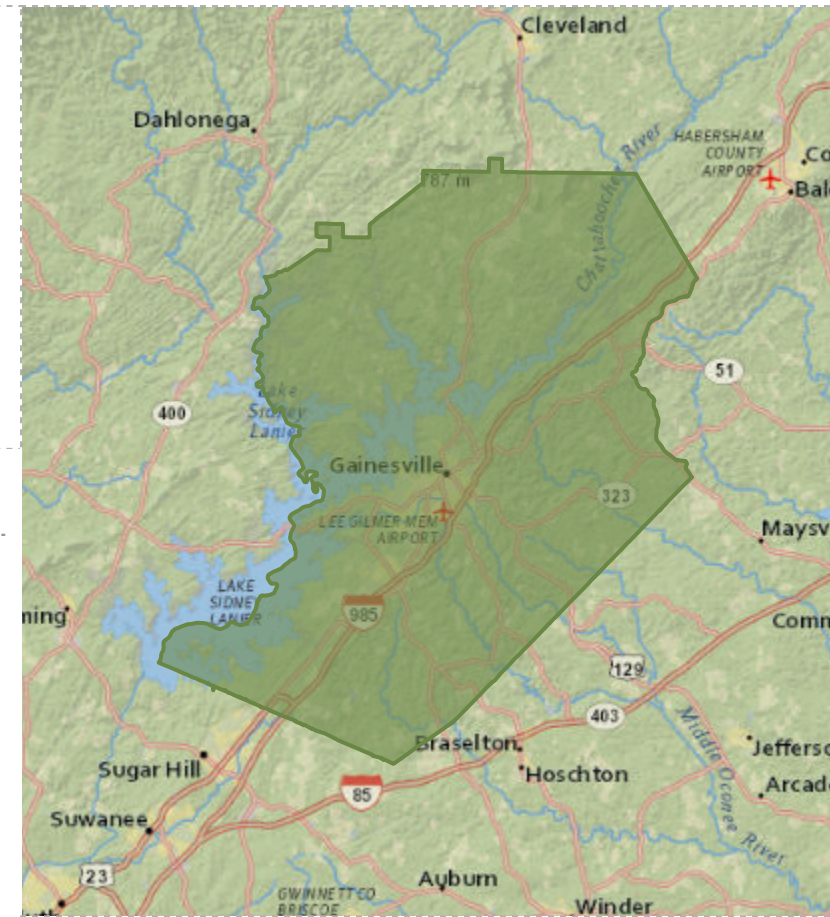
Blue Collar

 10%

Services

 2.7%

2021 Unemployment Rate



206,208

Population



70,082

Households

36.3

Median Age

\$54,147

Median Disposable Income

19%

No High School Diploma



27%

High School Graduate



27%

Some College



26%

Bachelor's/Grad/Prof Degree



2021 Total Housing Units (Esri)

78,731



2021 Owner Occupied Housing Units (Esri)

54,194

2.88

2010 Average Size of Owner Occupied Housing Units (U.S. Census)

Hall County Nfographics



www.nortonintelligence.com

ANNUAL HOUSEHOLD SPENDING



\$2,126

Apparel & Services



\$164

Computers & Hardware



\$3,830

Eating Out



\$5,498

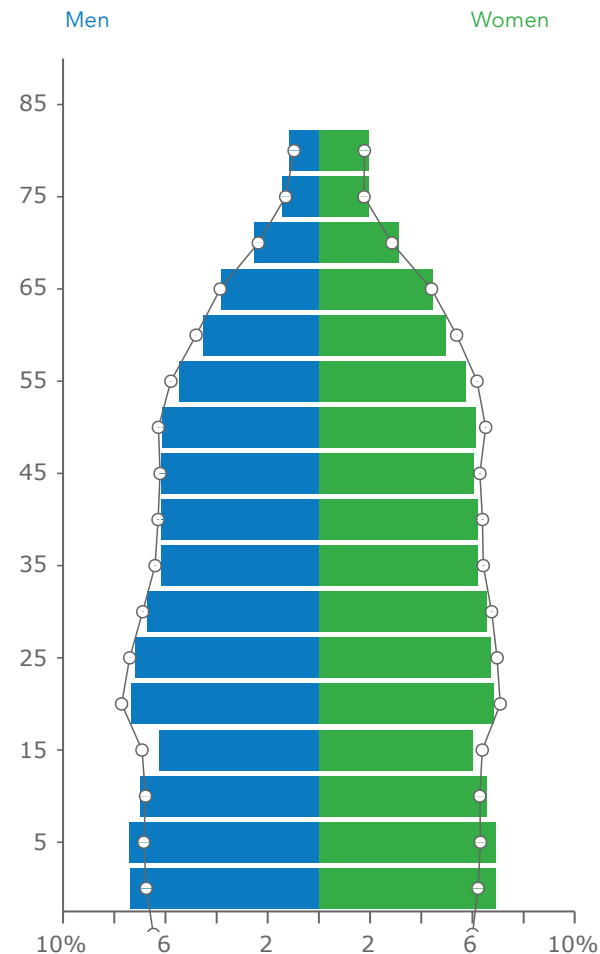
Groceries



\$6,413

Health Care

Age Pyramid



The largest group:
2021 Males Age 10-14

The smallest group:
2021 Males Age 85+

Dots show comparison to

Georgia

BUSINESS



6,402

Total Businesses



98,882

Total Employees

Households By Income

The largest group: \$50,000 - \$74,999 (19.8%)

The smallest group: <\$15,000 (6.2%)

Indicator ▲	Value	Diff	
<\$15,000	6.2%	-4.3%	<div style="width: 100%; height: 10px; background-color: green;"></div>
\$15,000 - \$24,999	8%	-0.8%	<div style="width: 100%; height: 10px; background-color: green;"></div>
\$25,000 - \$34,999	9.4%	+0.5%	<div style="width: 100%; height: 10px; background-color: blue;"></div>
\$35,000 - \$49,999	11.9%	-0.4%	<div style="width: 100%; height: 10px; background-color: green;"></div>
\$50,000 - \$74,999	19.8%	+1.6%	<div style="width: 100%; height: 10px; background-color: blue;"></div>
\$75,000 - \$99,999	11.9%	-0.8%	<div style="width: 100%; height: 10px; background-color: green;"></div>
\$100,000 - \$149,999	17.9%	+3%	<div style="width: 100%; height: 10px; background-color: blue;"></div>
\$150,000 - \$199,999	7.1%	+0.8%	<div style="width: 100%; height: 10px; background-color: blue;"></div>
\$200,000+	7.8%	+0.5%	<div style="width: 100%; height: 10px; background-color: blue;"></div>

Bars show deviation from

Georgia