



\$47,300

Median Household Income



\$26,351

Per Capita Income



\$114,480

Median Net Worth

Hart County
Nfographics

www.nortonintelligence.com



2021



Race and Ethnicity

The largest group: White Alone (75.29)

The smallest group: Pacific Islander Alone (0)

| Indicator ▲ | Value | Diff | | |
|-------------------------------------|-------|--------|--|--|
| White Alone | 75.29 | +19.82 | | |
| Black Alone | 19.25 | -13.1 | | |
| American Indian/Alaska Native Alone | 0.15 | -0.2 | | |
| Asian Alone | 1.33 | -3.14 | | |
| Pacific Islander Alone | 0 | -0.08 | | |
| Other Race | 2.06 | -2.43 | | |
| Two or More Races | 1.92 | -0.89 | | |
| Hispanic Origin (Any Race) | 3.96 | -6.13 | | |

Bars show deviation from Georgia

EMPLOYMENT



54%

White Collar



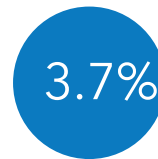
34%

Blue Collar

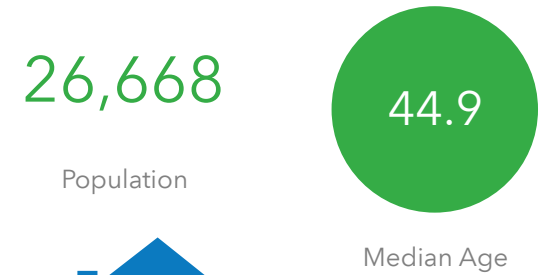


12%

Services



2021
Unemployment Rate



10,875

Households

\$38,935

Median Disposable Income



No High School Diploma



37%

High School Graduate



29%

Some College



17%

Bachelor's/Grad/Prof Degree



2021 Total Housing Units (Esri)

13,978



2021 Owner Occupied Housing Units (Esri)

8,106

2.43

2010 Average Size of Owner Occupied Housing Units (U.S. Census)

Hart County
Nfographics



www.nortonintelligence.com

ANNUAL HOUSEHOLD SPENDING



\$1,448

Apparel & Services



\$108

Computers & Hardware



\$2,688

Eating Out



\$4,283

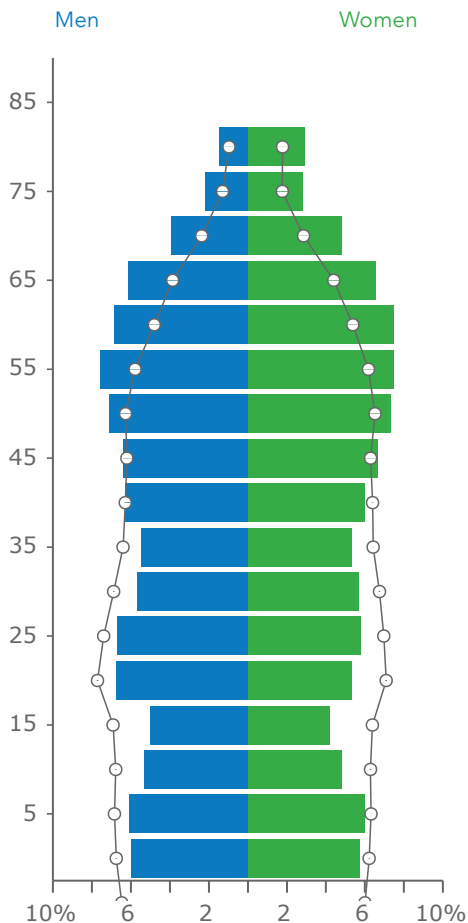
Groceries



\$5,288

Health Care

Age Pyramid



The largest group:
2021 Females Age
65-69

The smallest group:
2021 Males Age 85+

Dots show comparison to

Georgia

BUSINESS



818

Total Businesses



7,666

Total Employees

Households By Income

The largest group: \$50,000 - \$74,999 (17.6%)

The smallest group: \$200,000+ (2.8%)

| Indicator ▲ | Value | Diff |
|-----------------------|-------|-------|
| <\$15,000 | 13.5% | +3% |
| \$15,000 - \$24,999 | 12.5% | +3.7% |
| \$25,000 - \$34,999 | 10.4% | +1.5% |
| \$35,000 - \$49,999 | 15.9% | +3.6% |
| \$50,000 - \$74,999 | 17.6% | -0.6% |
| \$75,000 - \$99,999 | 12.6% | -0.1% |
| \$100,000 - \$149,999 | 10.9% | -4% |
| \$150,000 - \$199,999 | 4% | -2.3% |
| \$200,000+ | 2.8% | -4.5% |

Bars show deviation from

Georgia