

  
**\$65,612**  
 Median Household Income

  
**\$30,180**  
 Per Capita Income

  
**\$166,157**  
 Median Net Worth

Race and Ethnicity

The largest group: White Alone (83.7)

The smallest group: Pacific Islander Alone (0.04)

Indicator ▲	Value	Diff		
White Alone	83.7	+28.23		
Black Alone	7.45	-24.9		
American Indian/Alaska Native Alone	0.29	-0.06		
Asian Alone	2.3	-2.17		
Pacific Islander Alone	0.04	-0.04		
Other Race	3.94	-0.55		
Two or More Races	2.28	-0.53		
Hispanic Origin (Any Race)	9.04	-1.05		

Bars show deviation from Georgia

Jackson County Nfographics


www.nortonintelligence.com





2021




EMPLOYMENT

 **60%**  
 White Collar

 **29%**  
 Blue Collar

 **12%**  
 Services

 **3.8%**  
 2021 Unemployment Rate

**76,402**

Population



**26,980**

Households

**38.8**

Median Age

**\$52,585**

Median Disposable Income

**15%**

No High School Diploma



**32%**

High School Graduate



**29%**

Some College



**25%**

Bachelor's/Grad/Prof Degree



2021 Total Housing Units (Esri)

29,812



2021 Owner Occupied Housing Units (Esri)

22,166

2.80

2010 Average Size of Owner Occupied Housing Units (U.S. Census)

## Jackson County Nfographics



www.nortonintelligence.com

## ANNUAL HOUSEHOLD SPENDING



\$1,953

Apparel & Services



\$150

Computers & Hardware



\$3,524

Eating Out



\$5,134

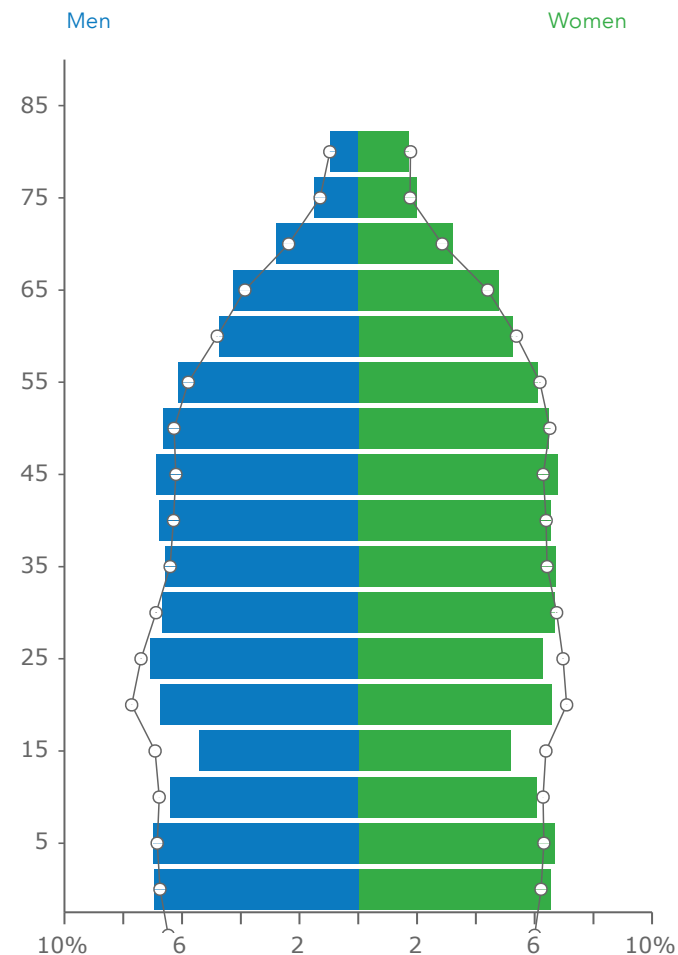
Groceries



\$6,205

Health Care

## Age Pyramid



The largest group:  
2021 Males Age 30-34

The smallest group:  
2021 Males Age 85+

Dots show comparison to

Georgia

## BUSINESS



1,909

Total Businesses



21,187

Total Employees

## Households By Income

The largest group: \$100,000 - \$149,999 (17.9%)

The smallest group: \$150,000 - \$199,999 (5.9%)

Indicator ▲	Value	Diff
<\$15,000	12%	+1.5%
\$15,000 - \$24,999	6.7%	-2.1%
\$25,000 - \$34,999	9.7%	+0.8%
\$35,000 - \$49,999	10.8%	-1.5%
\$50,000 - \$74,999	15.3%	-2.9%
\$75,000 - \$99,999	15%	+2.3%
\$100,000 - \$149,999	17.9%	+3%
\$150,000 - \$199,999	5.9%	-0.4%
\$200,000+	6.6%	-0.7%

Bars show deviation from

Georgia