


\$46,203

Median Household Income


\$23,114
Per Capita Income


\$88,625
Median Net Worth

Race and Ethnicity

The largest group: White Alone (65.88)

The smallest group: Pacific Islander Alone (0.01)

Indicator ▲	Value	Diff
White Alone	65.88	+10.41
Black Alone	29.7	-2.65
American Indian/Alaska Native Alone	0.37	+0.02
Asian Alone	0.79	-3.68
Pacific Islander Alone	0.01	-0.07
Other Race	1.13	-3.36
Two or More Races	2.11	-0.7
Hispanic Origin (Any Race)	2.88	-7.21

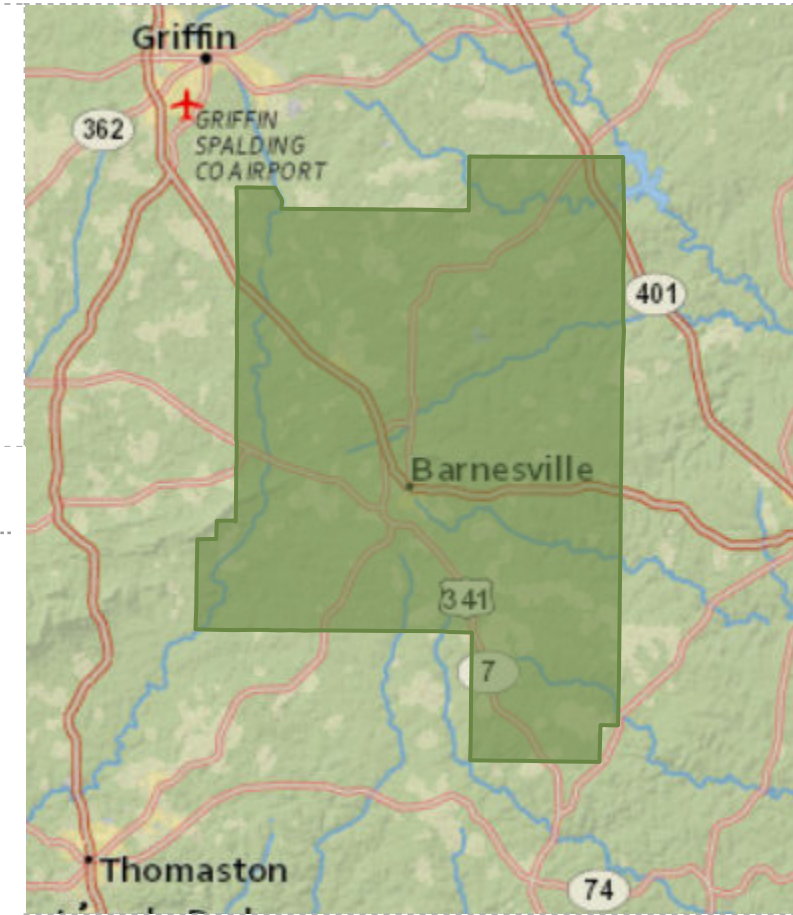
Bars show deviation from Georgia

Lamar County
Nfographics

www.nortonintelligence.com



2021



EMPLOYMENT

 57%

 30%

 13%

Services
6.4%
2021 Unemployment Rate

19,152

Population



7,090

Households

40.4

Median Age

\$37,951


Median Disposable Income

12%


No High School Diploma


39%

High School Graduate


32%

Some College


17%

Bachelor's/Grad/Prof Degree



2021 Total Housing Units (Esri)

8,046



2021 Owner Occupied Housing Units (Esri)

5,217

2.59


2010 Average Size of Owner Occupied Housing Units (U.S. Census)

Lamar County
Nfographics




www.nortonintelligence.com

ANNUAL HOUSEHOLD SPENDING


\$1,407
Apparel & Services




\$4,146
Groceries

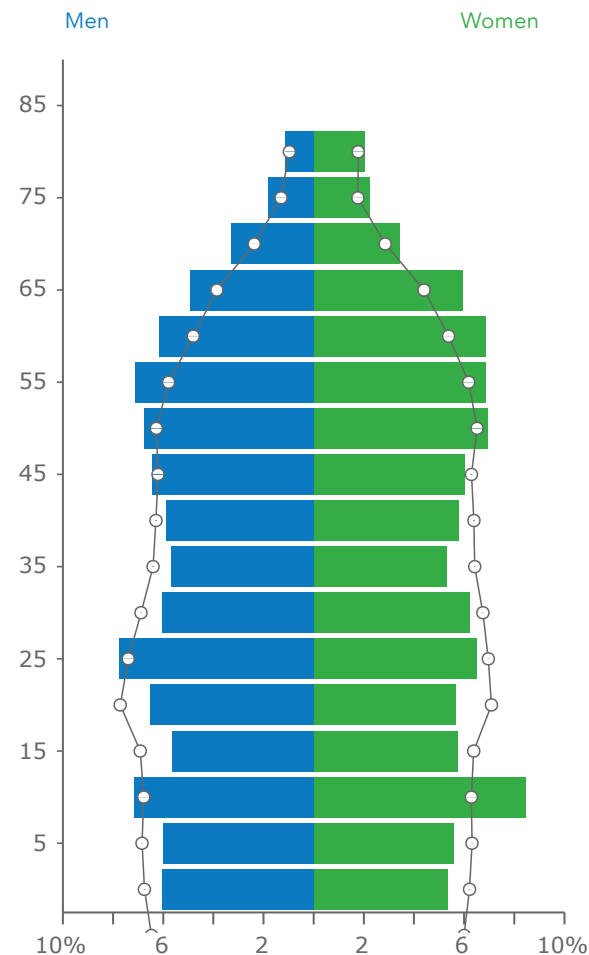

\$102
Computers & Hardware



\$5,037
Health Care


\$2,617
Eating Out

Age Pyramid



The largest group:
2021 Females Age 15-19

The smallest group:
2021 Males Age 85+

Dots show comparison to

Georgia

BUSINESS



433

Total Businesses



4,151

Total Employees

Households By Income

The largest group: \$50,000 - \$74,999 (18.7%)

The smallest group: \$200,000+ (2.7%)

Indicator ▲	Value	Diff
<\$15,000	17.3%	+6.8%
\$15,000 - \$24,999	11.6%	+2.8%
\$25,000 - \$34,999	9.1%	+0.2%
\$35,000 - \$49,999	14.9%	+2.6%
\$50,000 - \$74,999	18.7%	+0.5%
\$75,000 - \$99,999	12.7%	0
\$100,000 - \$149,999	9.3%	-5.6%
\$150,000 - \$199,999	3.7%	-2.6%
\$200,000+	2.7%	-4.6%

Bars show deviation from

Georgia