  
**\$50,775**  
 Median Household Income

  
**\$25,722**  
 Per Capita Income

  
**\$102,316**  
 Median Net Worth

Race and Ethnicity

The largest group: White Alone (82.79)

The smallest group: Pacific Islander Alone (0.09)

Indicator ▲	Value	Diff
White Alone	82.79	+27.32
Black Alone	11.01	-21.34
American Indian/Alaska Native Alone	0.38	+0.03
Asian Alone	0.88	-3.59
Pacific Islander Alone	0.09	+0.01
Other Race	1.66	-2.83
Two or More Races	3.19	+0.38
Hispanic Origin (Any Race)	4.24	-5.85

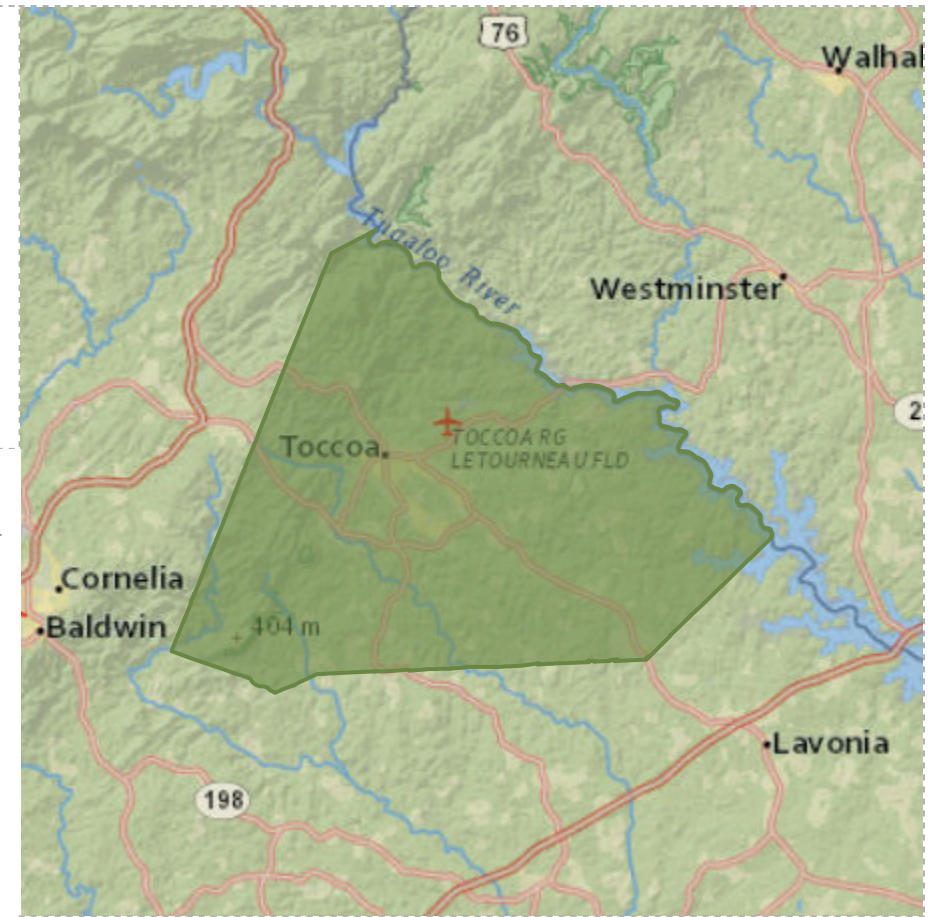
Bars show deviation from Georgia

Stephens County Nfographics

www.nortonintelligence.com




2021

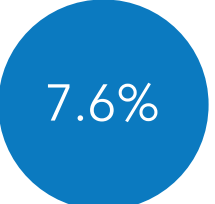


EMPLOYMENT

 **54%**  
 White Collar

 **32%**  
 Blue Collar

 **14%**  
 Services

 **7.6%**  
 2021 Unemployment Rate

**27,037**

Population

**43.0**

Median Age



**10,678**

Households

**\$40,053**

Median Disposable Income

**16%**

No High School Diploma



**38%**

High School Graduate



**23%**

Some College



**23%**

Bachelor's/Grad/Prof Degree



2021 Total Housing Units (Esri)

13,240



2021 Owner Occupied Housing Units (Esri)

7,229

2.48

2010 Average Size of Owner Occupied Housing Units (U.S. Census)

## Stephens County Nfographics



www.nortonintelligence.com

### ANNUAL HOUSEHOLD SPENDING



\$1,476

Apparel & Services



\$109

Computers & Hardware



\$2,706

Eating Out



\$4,259

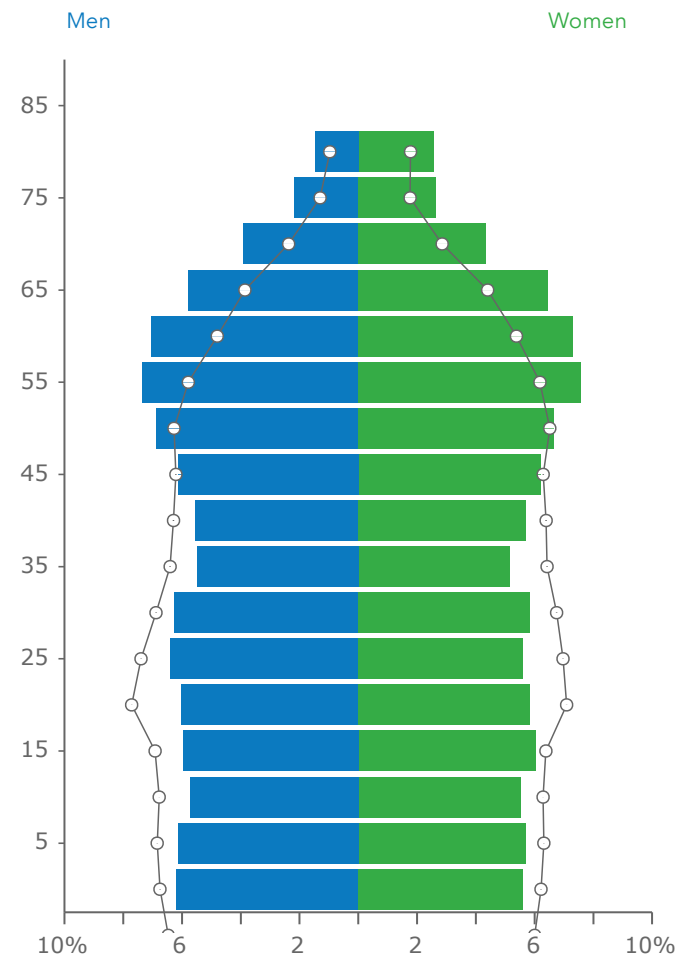
Groceries



\$5,172

Health Care

### Age Pyramid



The largest group:  
2021 Females Age 60-64

The smallest group:  
2021 Males Age 85+

Dots show comparison to

Georgia

### BUSINESS



909

Total Businesses



9,894

Total Employees

### Households By Income

The largest group: \$50,000 - \$74,999 (21.4%)

The smallest group: \$150,000 - \$199,999 (2.4%)

Indicator ▲	Value	Diff
<\$15,000	14.2%	+3.7%
\$15,000 - \$24,999	11.6%	+2.8%
\$25,000 - \$34,999	11.1%	+2.2%
\$35,000 - \$49,999	12%	-0.3%
\$50,000 - \$74,999	21.4%	+3.2%
\$75,000 - \$99,999	9.7%	-3%
\$100,000 - \$149,999	14.5%	-0.4%
\$150,000 - \$199,999	2.4%	-3.9%
\$200,000+	2.9%	-4.4%

Bars show deviation from

Georgia